

somera

HIGH EFFICIENCY MONOFACIAL PV MODULES

580-610W

MAXIMUM EFFICIENCY %

21.47

POSITIVE POWER TOLERANCE WP

0~+4.99

CELLS

M12 120

MODULE TECHNOLOGY

**HALF CUT & MICRO
GAP DESIGN**

WITH IMPROVED SHADE TOLERANCE



CYLINDRICAL TABBING WIRE increases cell absorption by enhancing scattering effects



Implementation of bypass diodes in split JB series-parallel connections enable the module to perform in **PARTIAL SHADOW CONDITIONS** with respect to full-cell module



HIGHER NUMBER OF BUSBAR makes the PV modules less prone to loss in efficiency and increase tolerance to micro cracks



FIELD RELIABILITY is improved due to multiple contact points on the cell which lowers the cell stress during module fabrication



LCOE IS CUT BACK by using M12 size solar cell with adding more power output than lower size cell module



LOWER INTERNAL RESISTANCE boosts module power helping to achieve minimal power loss with respect to previous variant modules



FRAME

SILVER

SUPERSTRATE

GLASS

SUBSTRATE

**BACKSHEET
WHITE**

APPLICATIONS

- ♦ On-grid large scale utility systems
- ♦ On-grid rooftop industrial and commercial systems
- ♦ Rooftop residential systems


vikram solar
CREATING CLIMATE FOR CHANGE

THIS DATASHEET IS APPLICABLE FOR: SOMERA VSMH.60.AAA.05 (AAA=580-610)

Electrical Data^{1,2} All data refers to STC (AM 1.5, 1000 W/m², 25°C)

Peak Power P _{max} (Wp)	580	585	590	595	600	605	610
Maximum Voltage V _{mpp} (V)	33.9	34.1	34.3	34.5	34.7	34.9	35.1
Maximum Current I _{mp} (A)	17.11	17.16	17.21	17.25	17.30	17.34	17.38
Open Circuit Voltage V _{oc} (V)	40.7	40.9	41.1	41.3	41.5	41.7	41.9
Short Circuit Current I _{sc} (A)	18.24	18.29	18.34	18.38	18.43	18.47	18.51
Module Efficiency η[%]	20.42	20.59	20.77	20.95	21.12	21.30	21.47

1) STC: 1000 W/m² irradiance, 25°C cell temperature, AM1.5g spectrum according to EN 60904-3. | 2) Power measurement uncertainty is within +/- 2%.

Electrical Parameters at NOCT³

Power (W)	432.6	436.4	440.4	443.7	447.7	451.3	455.2
V@P _{max} (V)	31.2	31.4	31.5	31.7	31.9	32.1	32.2
I@P _{max} (A)	13.86	13.91	13.97	13.99	14.04	14.08	14.12
V _{oc} (V)	37.9	38.1	38.3	38.5	38.7	38.8	39.0
I _{sc} (A)	14.74	14.78	14.82	14.85	14.89	14.92	14.95

3) NOCT irradiance 800 W/m², ambient temperature 20°C, wind speed 1 m/sec

Temperature Coefficients (Tc) permissible operating conditions

Tc of Open Circuit Voltage (β)	-0.27%/°C
Tc of Short Circuit Current (α)	0.050%/°C
Tc of Power (γ)	-0.35%/°C
Maximum System Voltage	1500V
NOCT	45°C ± 2°C
Temperature Range	-40°C to + 85°C

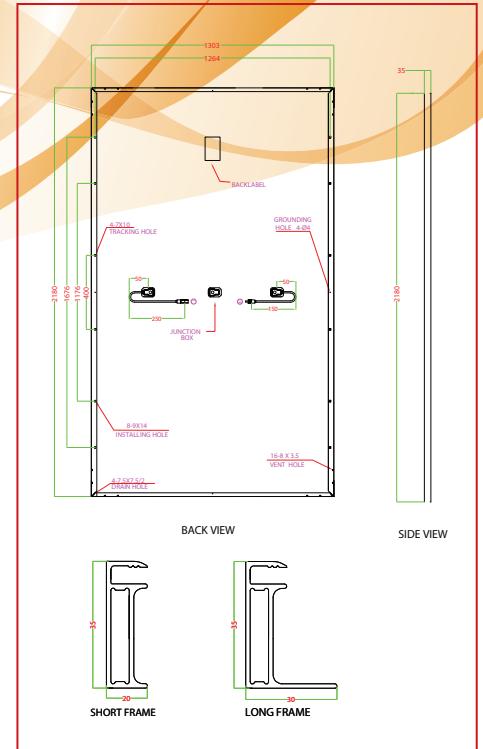
Mechanical Data

Length × Width × Height	2180 × 1303 × 35mm (85.83 × 51.30 × 1.38 inches)
Weight	30.52 Kg (67.29 lbs)
Junction Box	IP68, Split Junction Box with individual bypass diodes
Cable & Connectors [#]	200 mm (+ve terminal) and 300 mm (-ve terminal) length cables, MC4 Compatible/MC4 Connectors
Application Class	Class A (Safety class II)
Superstrate ^{##}	3.2 mm (0.125 inches) high transmission low iron tempered glass, AR coated
Cells	60 Mono PERC (120 half-cells) P-Type solar cells
Back Sheet	Composite film
Frame	Anodized aluminium frame with twin wall profile
Mechanical Load Test	5400 Pa (Snow load), 2400 Pa (Wind load)
Maximum Series Fuse Rating	30A

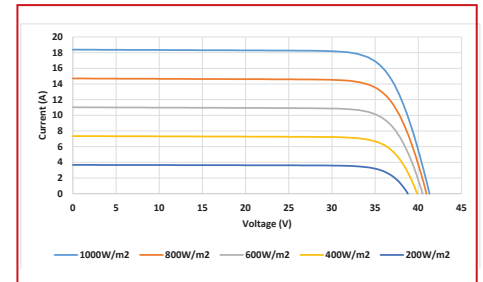
Warranty and Certifications

Product Warranty ^{**}	12 years
Performance Warranty ^{**}	Linear Power Warranty for 27 years with 2% for 1st year degradation and 0.55% from year 2 to year 27
Approvals and Certificates [^]	IEC 61215 : 2016, IEC 61730 : 2016, IEC 61701, IEC 62716, IEC 60068-2-68, IEC 62804, CE, CEC (California), UL 61215, UL 61730, CAN-CSA

Dimensions in mm

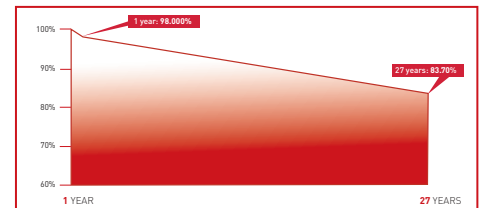


Typical I-V Curves⁴



4) Average relative efficiency reduction of 5% at 200 W/m² according to EN 60904-1.

Performance Warranty



Packaging Information

Quantity /Pallet	31
Pallets/Container (40'HC)	16
Quantity/Container (40'HC)	496

[^] All (*) certifications under progress. | ^{**} Refer to Vikram Solar's warranty document for terms and conditions. | [#] 400mm (15.75 inches), 1000mm (39.37 inches), 1200mm (47.24 inches) cable lengths are also available | ^{**} Anti-glare Glass is also available

CAUTION: READ SAFETY AND INSTALLATION MANUAL BEFORE USING THE PRODUCT.

Specifications included in this datasheet are subject to change without notice. Electrical data without guarantee. Please confirm your exact requirement with the company representative while placing your order.

Vikram Solar and all its accompanying logos are trademarks of Vikram Solar Limited registered in India.